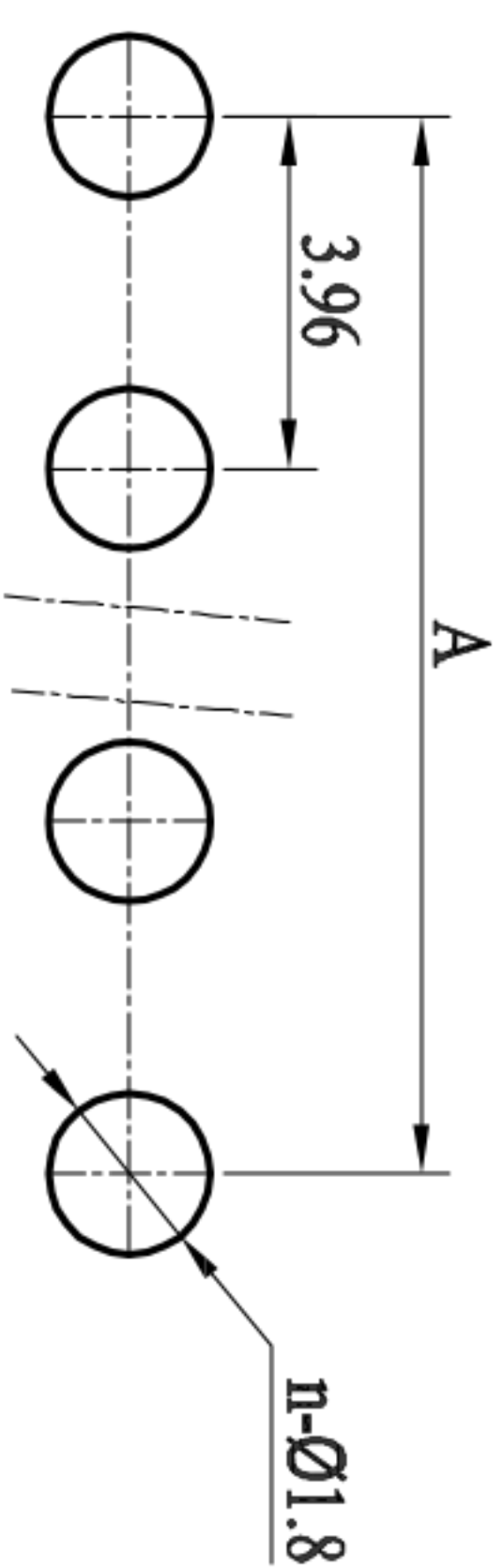
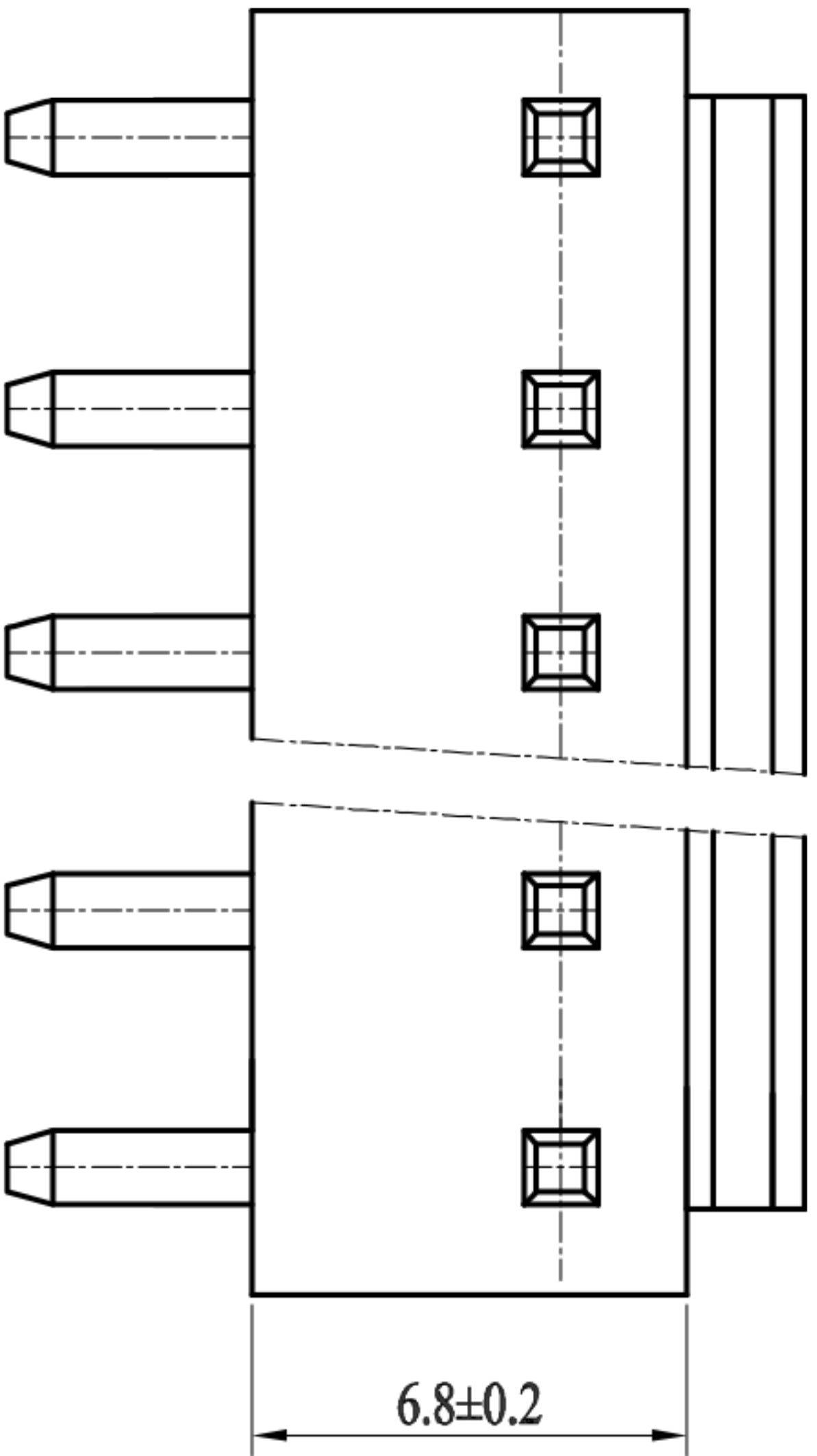
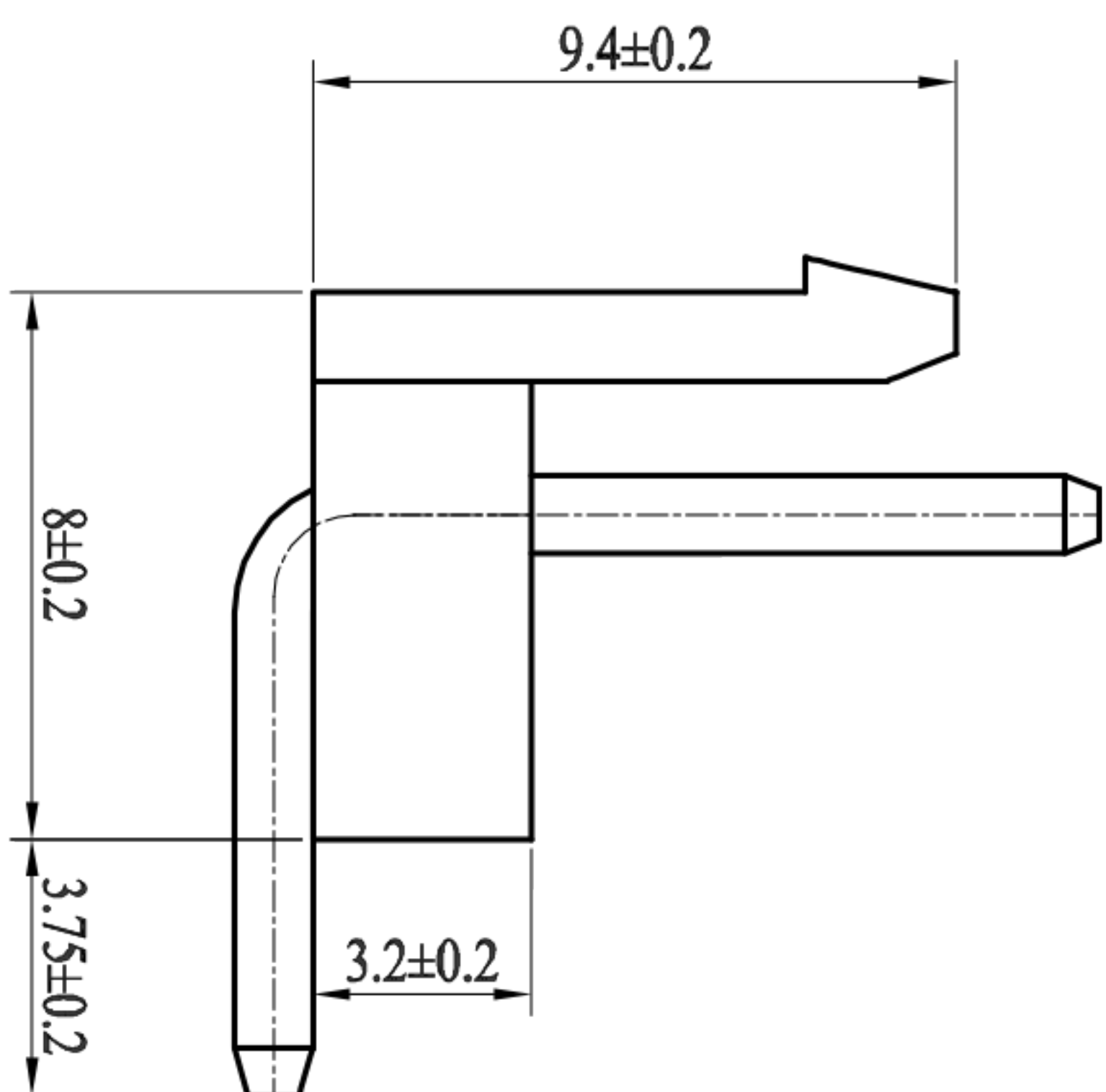
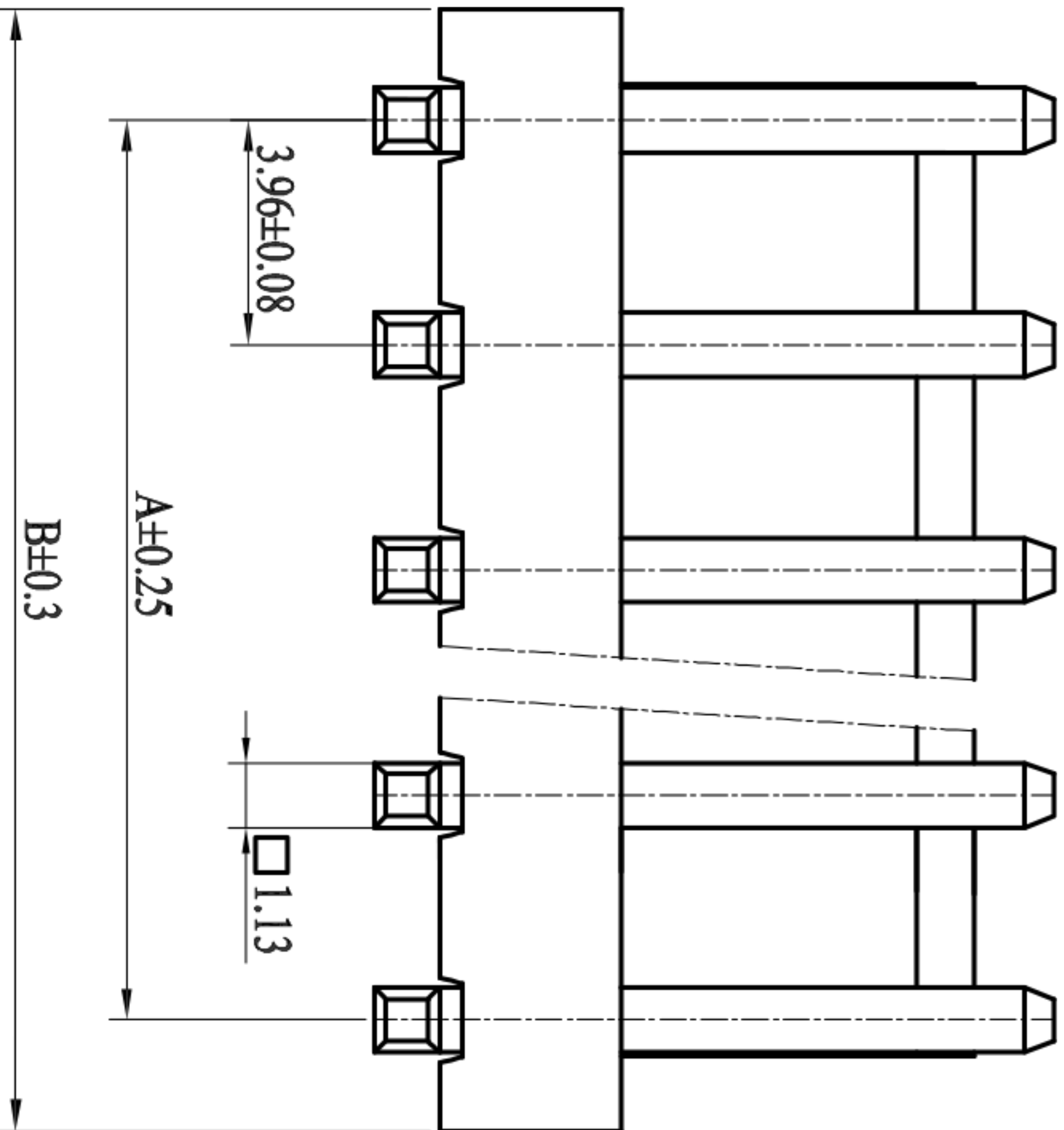


孔数	A	B
2	3.96	8.02
3	7.92	11.98
4	11.88	15.94
5	15.84	19.90
6	19.80	23.86
7	23.76	27.82
8	27.72	31.78
9	31.68	35.74
10	35.64	39.70
11	39.6	43.66
12	43.56	47.62



PCB寸法
PCB LAYOUT

■ 技术参数 (SPECIFICATIONS)

- ◆ 额定电压: 250V AC DC
- ◆ Voltage rating: 250V AC DC
- ◆ 额定电流: 7.0A AC DC MIN
- ◆ Current rating: 7.0A AC DC MIN
- ◆ 耐压值: 1000V AC/minute
- ◆ Withstand voltage: 1000V AC/minute
- ◆ 绝缘电阻: 1000MΩ MIN
- ◆ Insulation resistance: 1000MΩ MIN
- ◆ 接触电阻: 0.02Ω MAX
- ◆ Contact resistance: 0.02 Ω MAX
- ◆ 工作温度: -25°C~+85°C
- ◆ Working Temperature: -25°C~+85°C
- ◆ 间距: 3.96 mm
- ◆ Pitch: 3.96 mm

■ 材料 (MATERIAL)

- ◆ 外壳: 尼龙66
Housing: PA66
- ◆ 插针: 黄铜
Pin: Brass

ECN NO.	REV.	DATE.	DESCRIPTION.
	A		NEW

APPROVALS		DATE	<p>深圳市联丰电子有限公司 SHENZHEN LINFENG ELECTRONIC CO.,LTD</p>
DRAWN	ZHIWEI.CHEN	2015.07.07	
CHECKED			
APPROVALS			TITLE:
TOLERANCES ARE			PART NO. GP01-3961R-NP
30~以上	±0.30	ANGLE	UNIT: mm
10~30	±0.20	±2'	SCALE: 1:1
5~10	±0.15		PROJ:
~ 5	±0.10		DRAWING NO.
			SHEET 1 OF 1