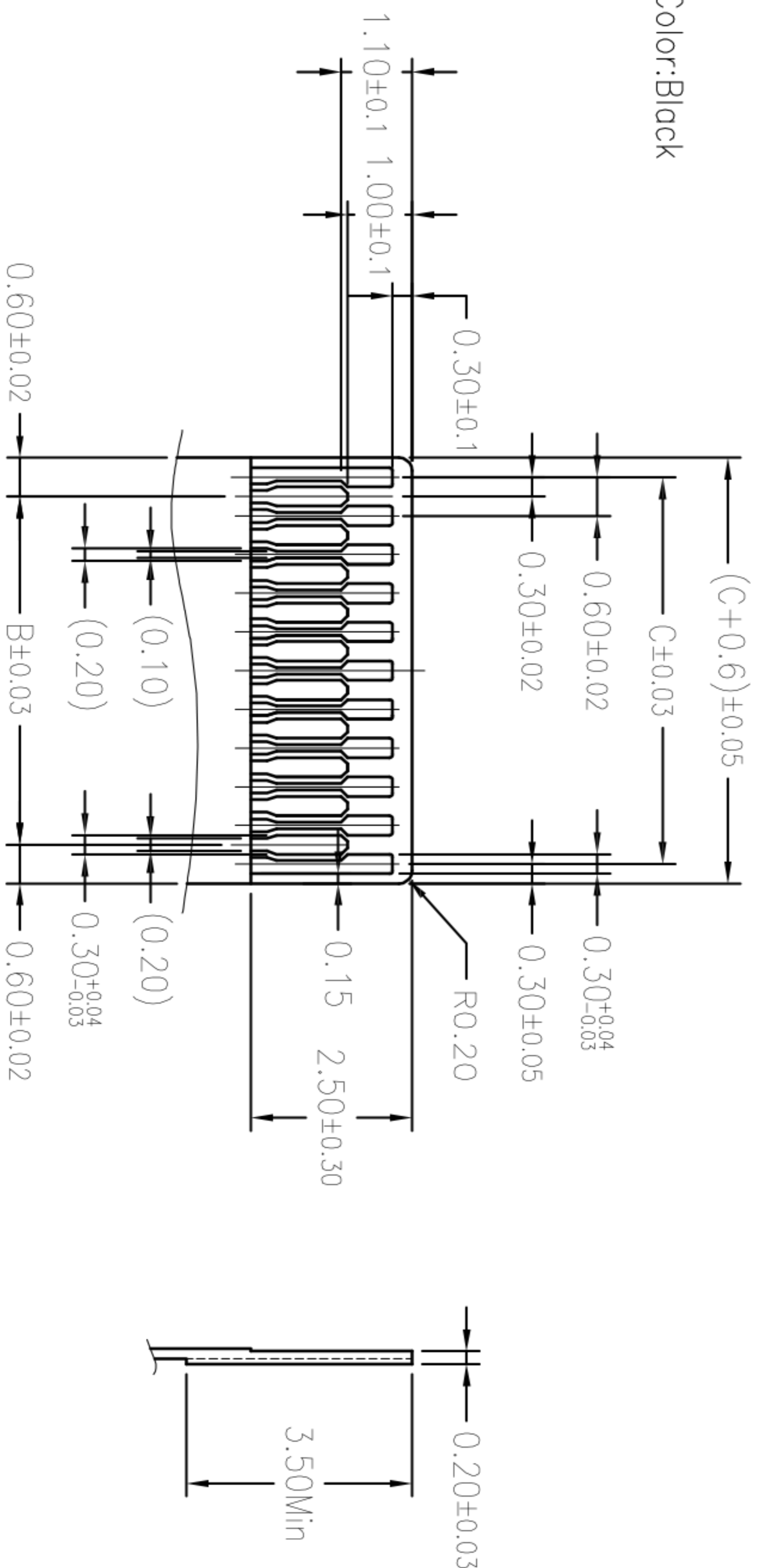
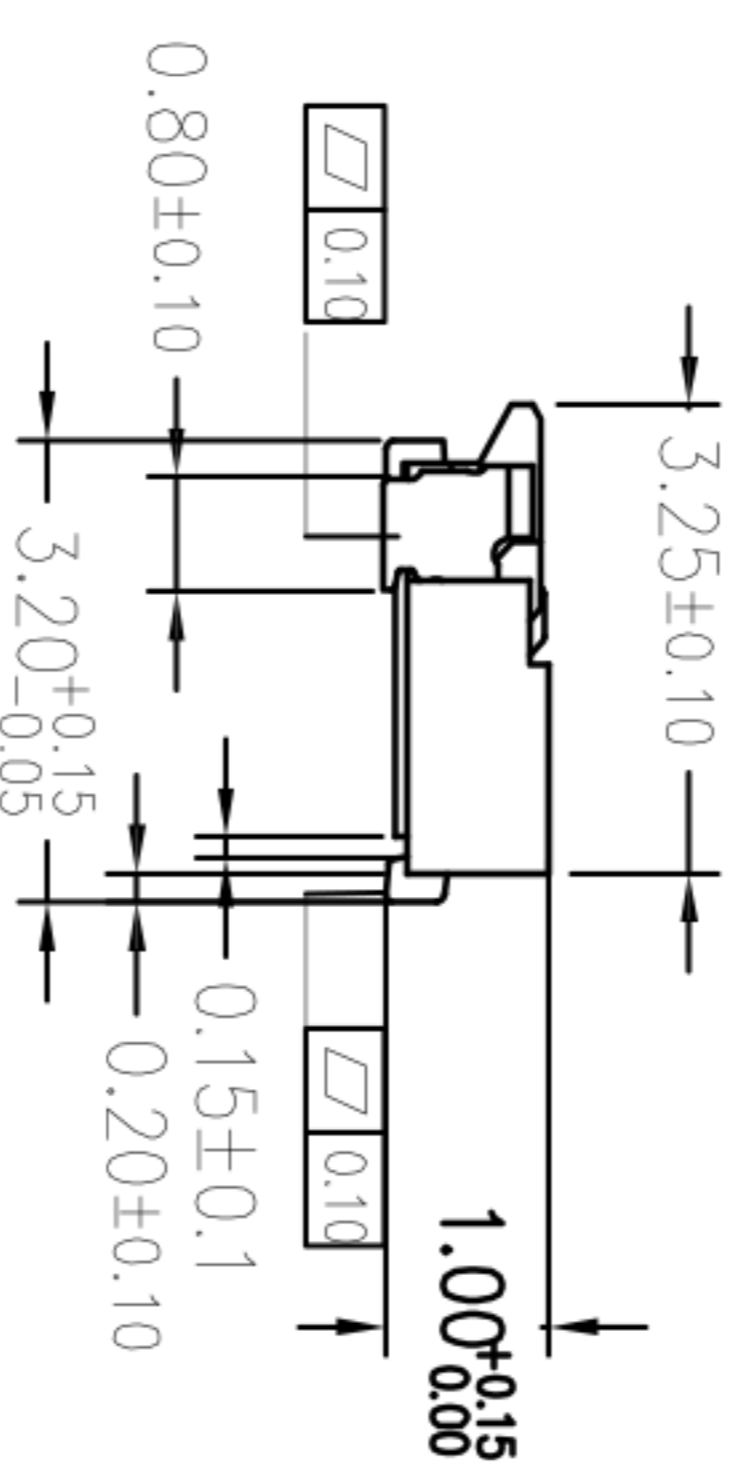
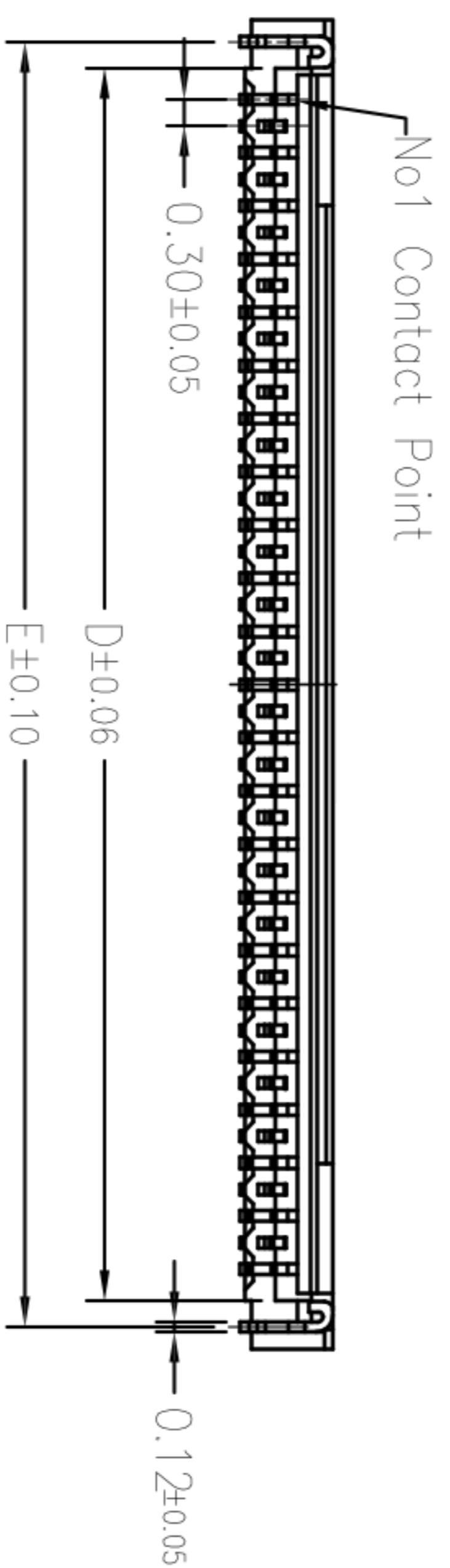


FPC/FCC Insert Direction  
Recommended P.C.B Layout



Number of Contacts	Dimension				
	A	B	C	D	E
13	5.40	3.00	3.60	4.25	4.90
15	6.00	3.60	4.20	4.85	5.50
17	6.60	4.20	4.80	5.45	6.10
19	7.20	4.80	5.40	6.05	6.70
21	7.80	5.40	6.00	6.65	7.30
23	8.40	6.00	6.60	7.25	7.90
25	9.00	6.60	7.20	7.85	8.50
27	9.60	7.20	7.80	8.45	9.10
29	10.20	7.80	8.40	9.05	9.70
31	10.80	8.40	9.00	9.65	10.30
33	11.40	9.00	9.60	10.25	10.90
35	12.00	9.60	10.20	10.85	11.50
37	12.60	10.20	10.80	11.45	12.10
39	13.20	10.80	11.40	12.05	12.70
41	13.80	11.40	12.00	12.65	13.30
45	15.00	12.60	13.20	13.85	14.50
49	16.20	13.80	14.40	15.05	15.70
51	16.80	14.40	15.00	15.65	16.30

**Note:**

1. Material
  - 1.1: Housing: LCP UL94-V0 Color:Natural
  - 1.2: Actuator: High Temperature UL94-V0 Color:Black
  - 1.3: Contact: Phosphor Bronze.
  - 1.4: LEG: Phosphor Bronze.
2. Plating
  - 2.1: Contact: See Part Number.
  - 2.2: LEG: Matte Tin Plating Over Nickel.
3. Rating:
  - 3.1: Operating Voltage: 30V AC/DC.
  - 3.2: Current Rating: 0.2A AC/DC.
  - 3.3: Operating Temperature:-55°C~+85°C.

Applicable FPC

ECN NO.	REV.	DATE.	DESCRIPTION.	CHANGE.	CHECK.	APPRO.
	A		NEW			

APPROVALS		DATE	TITLE:			
DRAWN	ZHIWEI.CHEN	2015.07.07	0.3mm翻盖下接 H1.0黑色			
CHECKED			PART NO. GP03-WSHA-XXP-A-X01			
APPROVALS			SCALE: 1:1			
TOLERANCES ARE			UNIT: mm		PROJ.	
30~以上	±0.30	ANGLE	DRAWING NO.		SHEET 1 OF 1	
10~30	±0.20	±2'				
5~10	±0.15					
~ 5	±0.10					



**深圳市联丰电子有限公司**  
SHENZHEN LIANFENG ELECTRONIC CO.,LTD